



MSB550 Mechanical Switch Bar

Non-Latching Push Bar for

- **Magnetic Lock Release**
- **Delayed Egress Trigger**
- **Access Control Request-to-Exit**
- **Alarm Shunt**
- **CCTV or Alarm Activation**



UL Listed
Burglary Resistant

Building codes essentially state that egress through access controlled doors must not require prior knowledge of operational requirements. Meeting this criteria, SDC's MSB550 is designed to release electromagnetic door locks for uninhibited egress. When slight pressure is applied a microswitch is actuated, immediately releasing the electromagnetic door lock.

The MSB5500 is an economical alternative to sensor activated bars.

Only 1/8" Total Bar Movement

The MSB550 has a maximum movement of only .125" (3.2 mm). Trigger activation to release the electromagnetic lock is quick and quiet.

Heavy Duty Construction

The MSB550 utilizes heavy-duty aluminum extrusion and rugged end caps. The mounting assembly is all metal. The rigid construction prevents any malfunction due to sagging or warped doors or tweaked-glass door stiles.



Listed 4J82
Access Control Systems Unit
Burglary Resistant Electronic
Locking Mechanism



CSFM Listed
Exit Door Accessories

Narrow Low Profile

The MSB550 has a narrow profile with minimum projection from the door of only 1.875" (47 mm). The unobtrusive design is ideally suited for aesthetically superior glass openings.

Model

Standard Length for 36" Door
PT-2U Power Transfer included

- MSB550V** 628 Aluminum Anodized
- MSB550Y** 335 Black Anodized
- MSB550S** 629 Polished Stainless Steel
- MSB550U** 630 Brushed Stainless Steel

Options

Contacts

- 2** Two SPDT 5 Amp Contacts

Bars for Wide Doors

- 42** For 42" (1,067 mm) wide doors
 - 48** For 48" (1,219 mm) wide doors
- Bars may be field cut

Options (Continued)

500GL Glass Mounting Kit for full glass and Herculite doors with stiles. Kit includes adhesive and (2) mounting blocks. (See reverse for details)

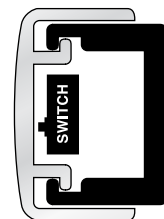
500SK Shim Kit used to raise bar from door surface. Recommended for wood or hollow metal doors.

How to Specify Options

Examples

- MSB550V x 500GL**
- MSB550V-2**
- MSB550V48**

Only 1/8" movement for quick, quiet operation
1/8" →



← 1 7/8" →

The smallest profile in the industry to provide ample clearance for egress and maintain superior aesthetics of high profile openings.

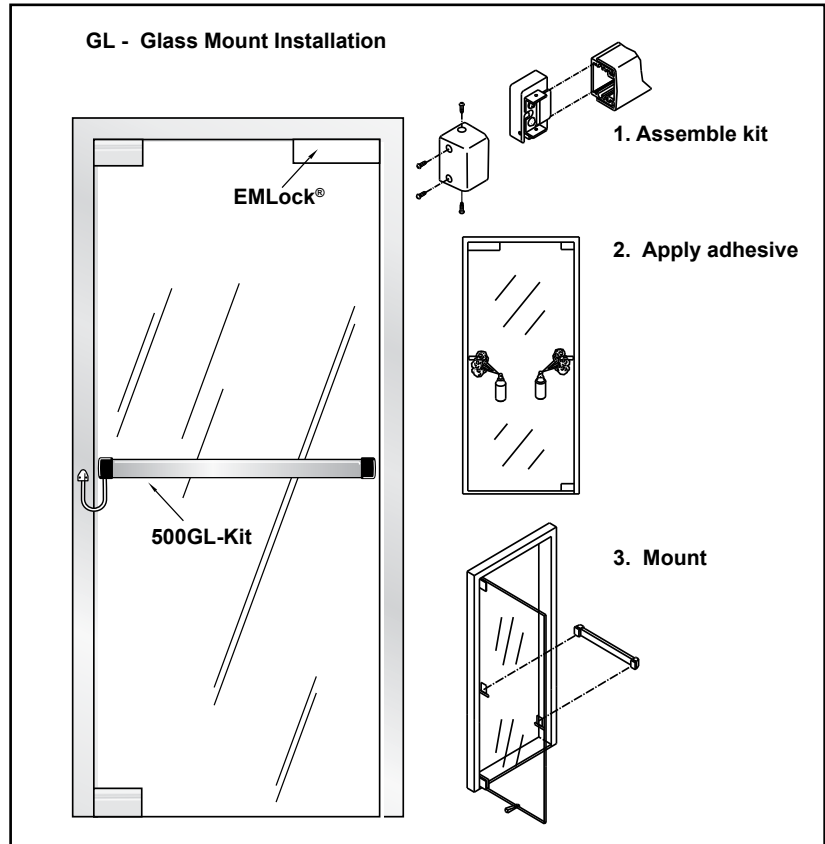
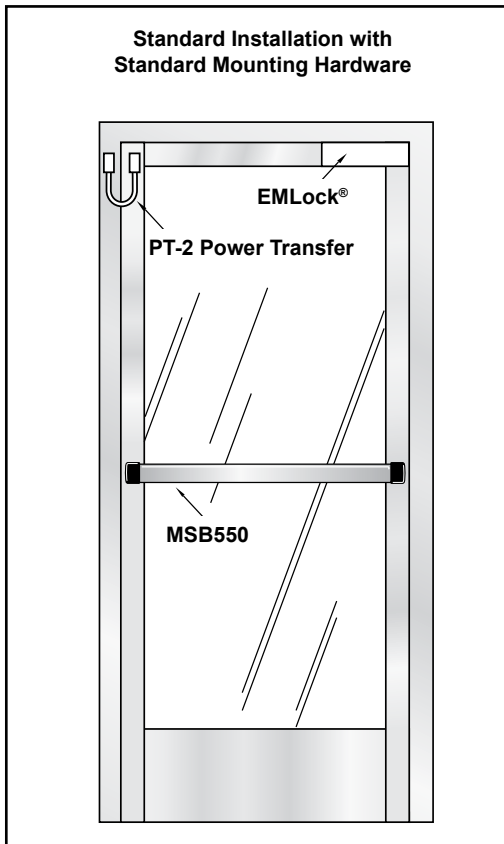


SECURITY DOOR CONTROLS

sdsecurity.com
service@sdsecurity.com



Price & Installation



Electrical Specifications

Contacts

Standard: SPDT, 5 Amp @ 30VDC

Optional: Two, SPDT, 5 Amp @ 30VDC

Power Transfer Accessories

The stainless Steel Flex Conduit enables wiring from the door to the frame.

PT-2U Stainless Steel, included with bar

PT-3V Stainless Steel with surface aluminum wire junction



PT-2U

PT-3

Mechanical Specifications

Height: 2.375" (60.3 mm)

Projection (Depth): 1.875" (47.6 mm)

Door Width: 36" (914 mm) Standard

42" (1,067 mm)

48" (1,219 mm)

Bars may be field cut